
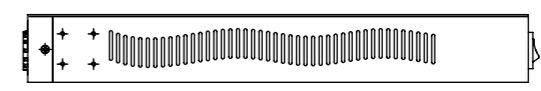
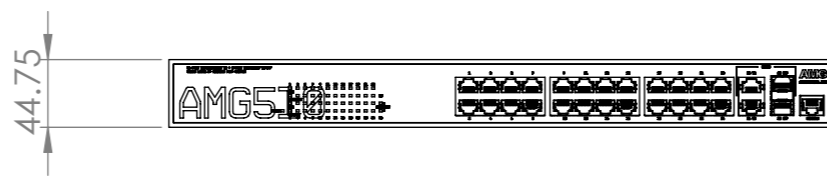
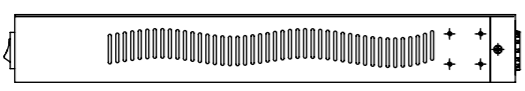

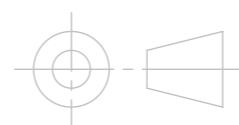


REVISION	DRN BY	DRN DATE	CHK BY	CHK DATE	CHANGE DESCRIPTION
01	AL	10/08/20	-	-	Initial drawing
-	-	-	-	-	-
-	-	-	-	-	-



DEBURR AND BREAK SHARP EDGES
DO NOT SCALE DRAWING

UNLESS OTHERWISE SPECIFIED:
DIMENSIONS ARE IN MILLIMETERS
TOLERANCES:
LINEAR: +/- 0.1
ANGULAR: +/- 0.5


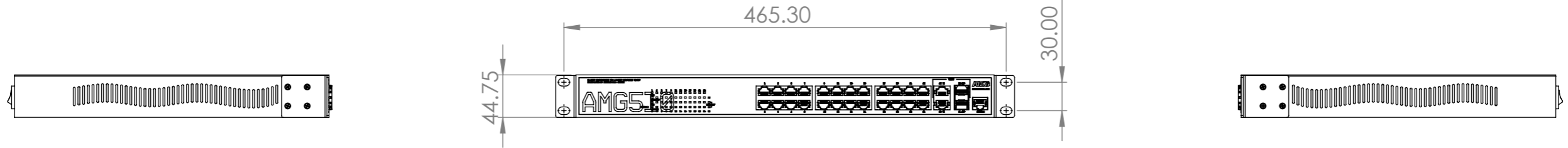
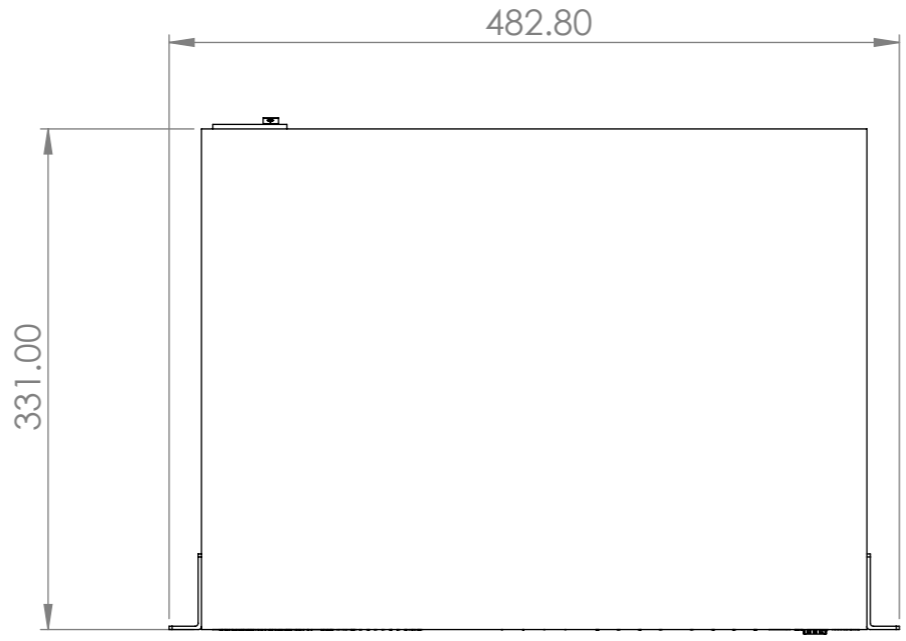


DWG NO. NA		REVISION 01
TITLE: AMG510-24GAT-2C-P460 Dimensional Drawing		A3
FINISH: NA	MATERIAL: NA	SHEET 1 OF 2
Document is property of AMG Systems Ltd and must not be shared, copied or printed without prior consent.		SCALE: 1:5

Grid lines: 8, 7, 6, 5, 4, 3, 2, 1 (horizontal)

Grid lines: F, E, D, C, B, A (vertical)

REVISION	DRN BY	DRN DATE	CHK BY	CHK DATE	CHANGE DESCRIPTION
01	AL	10/08/20	-	-	Initial drawing
-	-	-	-	-	-
-	-	-	-	-	-



DEBURR AND BREAK SHARP EDGES
DO NOT SCALE DRAWING

UNLESS OTHERWISE SPECIFIED:
DIMENSIONS ARE IN MILLIMETERS
TOLERANCES:
LINEAR: +/- 0.1
ANGULAR: +/- 0.5



DWG NO. NA		REVISION 01
TITLE: AMG510-24GAT-2C-P460 Dimensional Drawing		A3
FINISH: NA	MATERIAL: NA	SHEET 2 OF 2
Document is property of AMG Systems Ltd and must not be shared, copied or printed without prior consent.		SCALE:1:5

